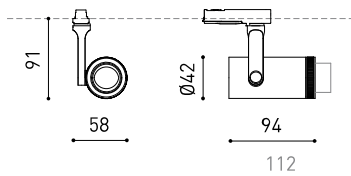




Dimensions



Accessories



HIGH CHROMATIC LED



TRACK 1L OPTIONS

Awards



PRODUCT

| | |
|-----------|-----------------------|
| Name | PLUS MINI 1L 4000K NT |
| Reference | A3270022NT |
| Colour | Textured black |
| RAL | 9005 |
| Category | TRACK LIGHTS |

LIGHT SOURCE

| | |
|-------------------------|-----------------|
| Type | LED |
| Gross luminous flux | 515 lm |
| Colour temperature | 4000 K |
| Chromatic stability | MacAdam Step 2 |
| Colour Rendering Index | CRI>90 |
| Power | 4,5 W |
| Current | 500 mA |
| Efficacy | 114 lm/W |
| LED lifespan | L90B10 >55.000h |
| Energy efficiency class | F |

LIGHTING FIXTURE | PHOTOMETRIC DATA

| | |
|---------------------|---------|
| Lighting efficiency | 20-40% |
| Light beam angle | 10°-41° |

LIGHTING FIXTURE | ELECTRICAL DATA

| | |
|-----------------------------|----------|
| Driver | Included |
| Power values of the system | 5,80 W |
| Frequency | 50/60 Hz |
| Dimming | No Dim |
| Electrical insulation class | II |

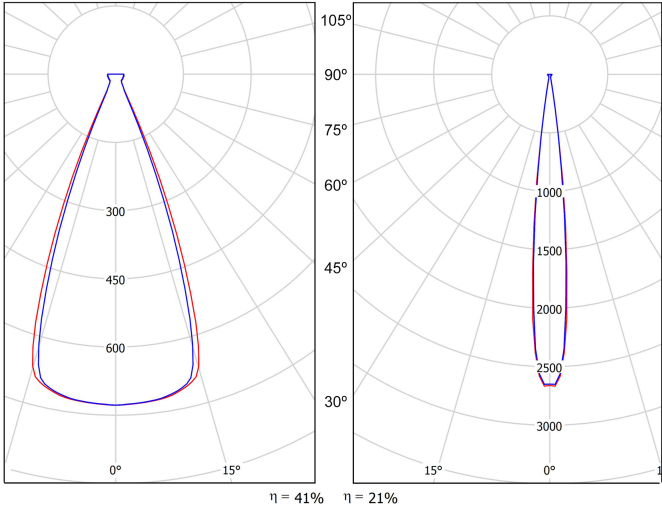
OTHER DATA

| | |
|----------------------|---|
| Sealing | IP20 |
| Swivel angle | 180° |
| Rotation angle | 350° |
| Track type | Track 1L |
| Weight | 237 g |
| Packaged weight | 320 g |
| Packaging dimensions | 199 x 162 x 63 mm |
| Units per package | 1 |
| Materials | Aluminium / Optical Polymethyl Methacrylate |



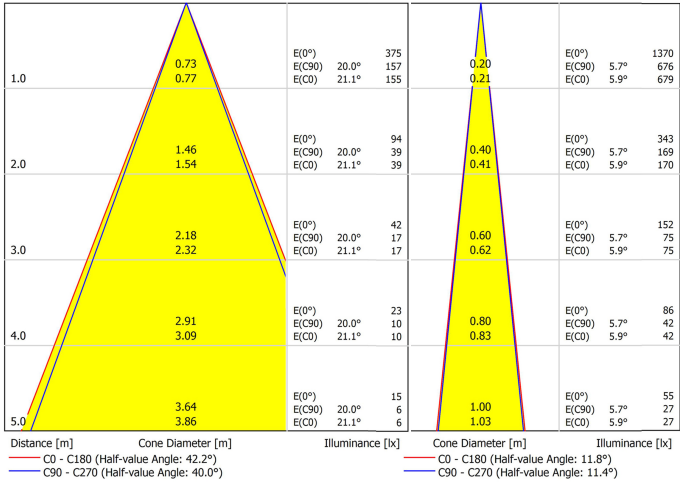
Plus Mini 1L is a miniaturised spotlight for monophase track applications which offers the possibility of expanding or concentrating the beam light with just a smooth manual gesture. This characteristic makes Plus the ideal alternative for applications where the precision within the beam of light is essential- like for example: museums, expositions, retail or accent lighting applications.

Polar diagram



cd/klm
C0 - C180 C90 - C270

Conical diagram



| Vivid Model Colour Temperature | 2700K | 3000K | 3500K | 4000K | Light Pink |
|---|-------|-------|-------|-------|------------|
|  Reading | | | ● | ● | |
|  Fruits & Vegetables | | ● | ● | | |
|  Bakery | ● | | | | |
|  Retail | | ● | ● | | |
|  Cosmetics | | | ● | ● | |
|  Meat | | | | | ● |
|  Fish | | | | ● | |
|  Seafood | | | | ● | ● |

High Chromatic LED

For commercial product showcasing.

Arkoslight offers, in some of its products, the possibility to incorporate a special LED designed to enhance the visual presentation of goods and products for commercial purposes.

This high-chromaticity LED is selected to highlight tones that encourage a positive psychological perception of the illuminated object.

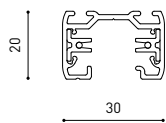
The light source provides a more attractive and intense colour palette than a conventional LED. This is achieved through a specific LED configuration under a "special saturation parameter," allowing colours and textures to appear more vivid within the visible spectrum.

The diode and its phosphor coating are carefully selected for each application.



Track & accessories - Surface & Suspension mounting

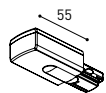
Configure the length of your track, add end, joiners and the required accessories.



| | | | |
|-------------|-------------|---|---|
| TRACK 1L 1m | A264-01-00- | B | N |
| TRACK 1L 2m | A264-02-00- | B | N |
| TRACK 1L 3m | A264-03-00- | B | N |

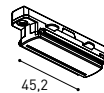


POLARITY
GROOVE



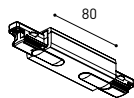
TRACK 1L Live-End Connector

| | | |
|-------------|---|---|
| A264-00-01- | B | N |
| A264-00-02- | B | N |



TRACK 1L Contact Joint

| | | |
|-------------|---|---|
| A264-00-04- | B | N |
|-------------|---|---|



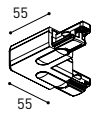
TRACK 1L Central Connector

| | | |
|-------------|---|---|
| A264-00-03- | B | N |
|-------------|---|---|



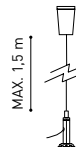
TRACK 1L End

| | | |
|-------------|---|---|
| A264-00-13- | B | N |
|-------------|---|---|



TRACK 1L 90° Angle

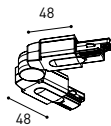
| | | |
|-------------|---|---|
| A264-00-06- | B | N |
| A264-00-07- | B | N |



TRACK 1L Suspension Kit

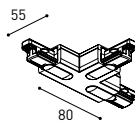
| | | |
|-------------|----|----|
| A264-00-14- | WT | NT |
|-------------|----|----|

At least 2 units needed



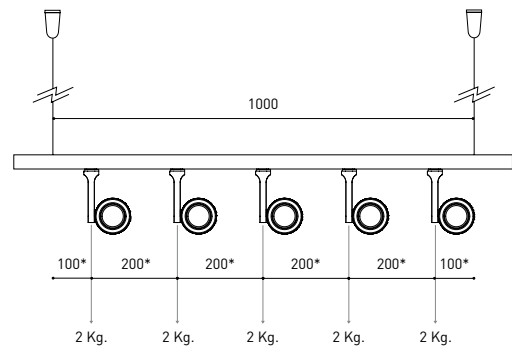
TRACK 1L Corner Connector

| | | |
|-------------|---|---|
| A264-00-15- | B | N |
|-------------|---|---|



TRACK 1L T-Joint

| | | |
|-------------|---|---|
| A264-00-16- | B | N |
| A264-00-17- | B | N |



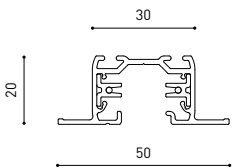
*minimum distance [mm.]

COLOUR | B ☐ RAL 9016 | N ☒ RAL 9005 | WT ☐ RAL 9016 | NT ☒ RAL 9005 |

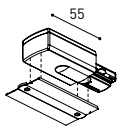


Track & accessories - Flush mounting

Configure the length of your track, add end, joiners and the required accessories.



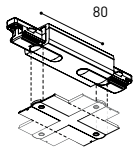
| | | | |
|-------------------|-------------|---|---|
| TRACK 1L FLUSH 1m | A264-11-00- | B | N |
| TRACK 1L FLUSH 2m | A264-12-00- | B | N |
| TRACK 1L FLUSH 3m | A264-13-00- | B | N |



POLARITY
GROOVE

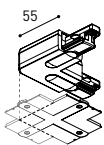
| | |
|-----------------------------------|-------|
| TRACK 1L FLUSH Live-End Connector | |
| A264-00-01- | B N |
| A264-00-02- | B N |

| | |
|----------------------------|-------|
| TRACK 1L FLUSH Cover Plate | |
| A264-10-19- | B N |
| Mandatory for installation | |



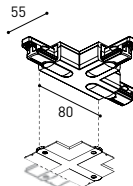
| | |
|----------------------------|-------|
| TRACK 1L Central Connector | |
| A264-00-03- | B N |

| | |
|-----------------------------------|-------|
| TRACK 1L FLUSH Corner Cover Plate | |
| A264-10-20- | B N |
| Mandatory for installation | |



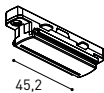
| | |
|--------------------|-------|
| TRACK 1L 90° Angle | |
| A264-00-06- | B N |
| A264-00-07- | B N |

| | |
|-----------------------------------|-------|
| TRACK 1L FLUSH Corner Cover Plate | |
| A264-10-20- | B N |
| Mandatory for installation | |



| | |
|------------------|-------|
| TRACK 1L T-Joint | |
| A264-00-16- | B N |
| A264-00-17- | B N |

| | |
|-----------------------------------|-------|
| TRACK 1L FLUSH Corner Cover Plate | |
| A264-10-20- | B N |
| Mandatory for installation | |



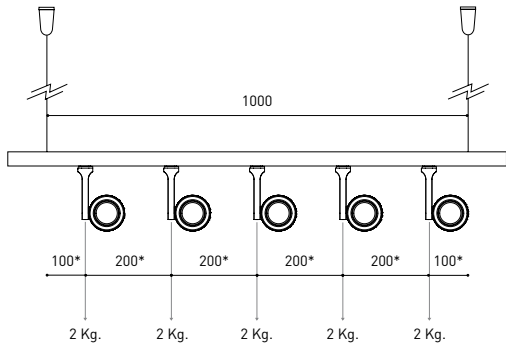
| | |
|------------------------|-------|
| TRACK 1L Contact Joint | |
| A264-00-04- | B N |



| | |
|--------------|-------|
| TRACK 1L End | |
| A264-00-13- | B N |



| | |
|--------------------------------|--|
| TRACK 1L FLUSH Suspension Kit | |
| A264-10-15 | |
| For wire 1,5 mm (Not included) | |



*minimum distance [mm.]

COLOUR | B □ RAL 9016 | N ■ RAL 9005 |



Fuente de luz (LED) reemplazable por un profesional autorizado

Replaceable (LED only) light source by an authorized professional.

Source lumineuse (LED) remplaçable par un professionnel agréé

Sorgente luminosa (LED) sostituibile da parte di un professionista autorizzato

Austauschbare (LED) Lichtquelle durch einen autorisierten Fachmann



Equipo de control reemplazable por un profesional autorizado

Replaceable control gear by an authorized professional

Dispositif de commande remplaçable par un professionnel agréé

Alimentatore sostituibile da parte di un professionista autorizzato

Auswechselbares Betriebsgerät durch autorisierten Fachmann

Instrucciones para el final de vida y la eliminación de los componentes:

Instructions on end-of-life and component disposal:

Instructions pour la gestion des composants en fin de vie et leur mise au rebut :

Istruzioni per il fine vita e lo smaltimento dei componenti:

Anweisungen zur entsorgung der Leuchtenkomponenten:



Interrumpir la alimentación del aparato
Cut the power supply to the luminaire
Couper l'alimentation du luminaire
Interrompere l'alimentazione dell'apparecchio
Stromversorgung der Leuchte unterbrechen



Quitar la(s) fuente(s) de luz para el desecho
Remove light source(s) for disposal
Retirer la (les) source(s) lumineuse(s) pour l'élimination
Rimuovere la/le sorgente/e di luce per lo smaltimento
Lichtquelle(n) zur Entsorgung entfernen



Quitar la batería para el desecho
Remove the battery for decommissioning
Retirer la batterie pour sa mise au rebut
Rimuovere la batteria per la dismissione
Die Batterie ordnungsgemäß entsorgen



Quitar el equipo de control para el desecho
Remove control gear for disposal
Retirer le dispositif de commande pour l'élimination
Rimuovere l'alimentatore per lo smaltimento
Betriebsgerät zur Entsorgung ausbauen

Enviar los materiales a un centro de recogida RAEE
Send the materials to a WEEE collection centre
Envoyer les matériaux dans une déchetterie DEEE
Inviare i materiali ad un centro di raccolta RAEE
Die Materialien in einem WEEE-Zentrum entsorgen

